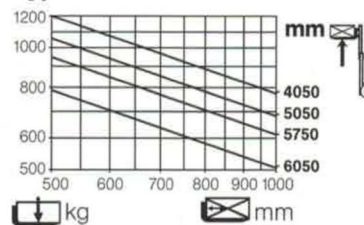
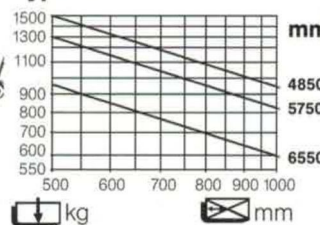


Lifting capacity diagrams for standard and duplex masts:

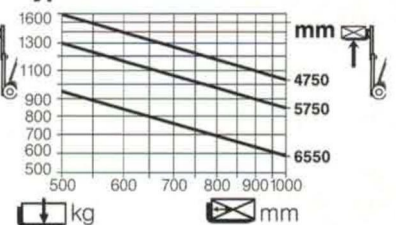
Type: E 12



Type: E 15



Type: E 16



Figures for triplex masts on request.

Overall height and lift heights (in mm) ⁹⁾						
Lift heights	h3	2950	3250	3950	4250	4950
Overall height, mast retracted (with 150 mm free lift - standard)	h1 #	1987	2137	2487	2637	2987
Overall height, mast retracted (duplex)	h1	1930	2080	2430	2580	
Overall height, mast extended	h4	3513	3813	4513	4813	5513
Special free lift	h2	1367	1517	1867	2017	